



PATIENT PORTAL USER MANUAL

MANUAL LINK: <https://apple.labsvc.net:4443/patientportal/>

PATIENTS WILL RECEIVE A TEXT OR E-MAIL NOTIFICATION STATING THAT THEIR RESULT ARE READY AND THEY CAN RETRIEVE IT BY CLICKING ON THE LINK: <https://apple.labsvc.net:4443/patientportal/>

STEP 1 - CLICK ON THE LINK

STEP 2 - CLICK ON VIEW MY RESULTS

Order a Covid 19 Test Today

The simplest way to stay informed and ahead of Covid-19

In order to order a test/schedule an appointment, you must complete a health questionnaire.

You need to have a **valid ID**, **insurance card** or a **credit card** before you can proceed with scheduling an appointment.

This process takes less than 3 minutes.

[Order My Test Now](#)

[View My Results Now](#)



STEP 3 - FILL OUT INFORMATION NEXT TO THE ARROWS AND CLICK "CLICK IF YOU DO NOT HAVE ACCESS CODE)

Please Login

Email:

Password:

[Reset password](#)

Login


Or please authenticate below

Access code is required to view your results

Personal Information

First Name:

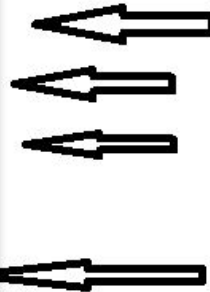
Last Name:

Date of Birth: 

Access Code:

[Click here if you do not have an access code](#)

Authenticate






STEP 4 - PUT IN YOUR E-MAIL ADDRESS OR PHONE NUMBER (NOT BOTH) WHICHEVER YOU PROVIDED DURING THE TEST

I do not have an Access Code

If you do not have an Access Code, we will send you one via Email or Text.

First Name:

Last Name:

Date of Birth: 

Method of communication

Please choose how you would like to receive your Access Code.
You will need to enter the same Email or Phone number you gave to your physician.

Email:

Phone:

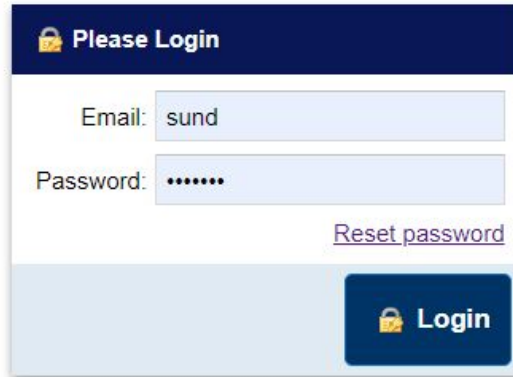
Request Access Code

OR (NOT BOTH)

The form includes three arrows pointing to the First Name, Last Name, and Date of Birth fields, and two arrows pointing to the Email and Phone fields. The text "OR (NOT BOTH)" is positioned to the right of the form, indicating that only one of the communication methods should be selected.



STEP 5 - FILL OUT THE FORM, AND PUT THE AUTHORIZATION CODE THAT YOU RECEIVED IN YOUR EMAIL OR TEXT.

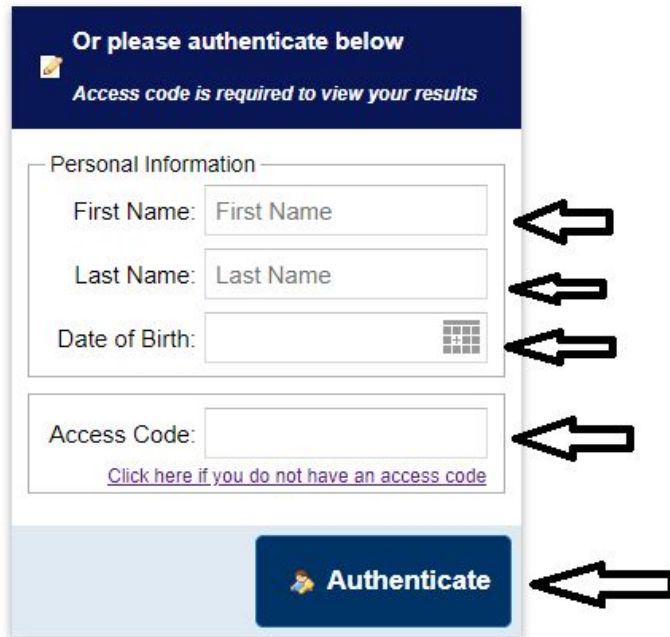


Please Login

Email:

Password:

[Reset password](#)




Or please authenticate below

Access code is required to view your results

Personal Information

First Name:

Last Name:

Date of Birth: 

Access Code:

[Click here if you do not have an access code](#)

Hand-drawn arrows point to the First Name, Last Name, Date of Birth, Access Code, and Authenticate buttons.

STEP 6 - DOUBLE CLICK ON YOUR NAME, ON THE DATE OF THE TEST YOU WOULD LIKE TO VIEW THE RESULTS. MAKE SURE YOUR POP UP IS NOT BEING BLOCKED. THE REPORT WILL OPEN UP IN A NEW TAB. YOU CAN SAVE IT OR PRINT IT, OR E-MAIL IT.



PATIENT PORTAL HELPLINE: (888) 257-1559